



TELESCOPIC GYMNASIUM SEATING



husseyseating[™]
YOUR PARTNER FOR SEATING SOLUTIONS

MAKE YOUR SPACE MORE FUNCTIONAL

Hussey Seating has a long tradition of providing high quality telescopic seating designed to deliver the maximum flexibility from any gymnasium or multi-use space.

We also know that the key to developing and providing the perfect telescopic seating solution is an understanding of each customer's unique needs.

Collaborating with our customers and applying our seating expertise delivers a seating solution that makes the most of your multi-use space every single day – not just game day.

MAXAM® TELESCOPIC GYM SEATING

SOLUTIONS

The Total Package	3-6
Flex-Row™	7-8
Bleacher Seating Solutions	9-10
Row Spacing	11
Seat Options & Customization	11-12

APPLICATIONS

Wall Attached	13
Reverse-Fold	14
Recessed	15
Portable & Freestanding	16
Understructure	17-18
Component Options & Acc.	19-20
Dimensional Data	21
Resources	22

GREAT PERFORMANCES

When you specify MAXAM®, you get seating performance that exceeds expectations. No one offers a broader range of features, accessories, and engineering options to meet your seating needs than your Hussey™ dealer. No one knows more about maximizing your capacity and multi-use adaptability.

MAXAM gives you an independently certified design, a Hussey factory-trained and certified installation team, and also offers factory-backed maintenance, repair & renovation for the actual life of the product.

Our rock-solid dealer relationships and rigorous product training are unique in the industry. That means Hussey and our dealers stand confidently behind you and your project at each and every critical step, from proposal through design, installation, and beyond.

Put the expertise of your Hussey dealer and all the resources of Hussey Seating Company™ to work for you.

Cover Photo:
MAXAM Telescopic Gym Bleacher w/ XtremeLogo
Highland High School • Gilbert, AZ
Norcon

MAXAM Telescopic Gym Bleacher w/ XtremeLogo
Stanwood High School • Stanwood, WA
Nor-Pac Seating

THE TOTAL PACKAGE

From our XtremeLogo™ bleacher graphics that make your gym come alive to our Clarin® portable logo chairs, the Total Package Graphics Program helps create the ultimate gymnasium. Inspire your team, students and community with vibrant colored rails, spirited CourtSide™ Contour Backrests, integral CourtSide seat graphic logos, vivid Safety End Closure Curtain graphics, exciting Media Platform Rail Sleeve graphics, and our sleek new StepSigns™ and CourtSigns™. The customization options are nearly endless!

"The bleachers have generated a great deal of school pride with our student body. The kids are so proud when players from opposing schools come into the gym and comment on how beautiful the bleachers are. They've turned a nice gym into a state of the art gym...it's stunning!"

Dennis Walton, CAA, Athletic Administrator
Biddeford High School, Biddeford, Maine



MAXAM® Telescopic Gym Bleacher w/ The Total Package
Biddeford High School • Biddeford, ME
Harriman Associates



XtremeLogo
The cornerstone of the Total Package Graphics Program, the XtremeLogo places your school's mascot or logo on a grand scale in the center of your bleacher sections. Using a proprietary graphic transfer process, your XtremeLogo is permanently bonded to the CourtSide bleacher seats – no peeling, scuffing or scratching. Whether the bleachers are opened or closed, your logo will impress.

Clarin Portable Sideline Chairs
The choice of colleges and pro teams nationwide, Clarin portable chairs offer state-of-the-art logo customization for backs, seats and even seat gussets. Durable, full-color imprints of your mascot, logo, and spirit message give big-league sideline impact. Clarin's proven worry-free dependable performance is legendary, delivering decades of service with the flexibility of interchangeable seats and backs.

CourtSide™ Graphic Logos
CourtSide gym seat modules offer a spot for every fan to see your school's logo or mascot at the end of each seating area. These durable, full-color custom graphic logos can even be individually customized for section designation.



StepSigns™
These ultra-durable full-color signs are applied to the front of bleacher aisle steps during installation. Offering full-color to single color imprinting, they are a great place to remind students, fans and competitors of your school motto or spirit message.

CourtSigns™
Featuring the same material and imprinting options as StepSigns, CourtSigns are applied to the bleacher skirt boards during installation. Their longer runs and placement make them ideal for ringing the court with your school name.

Media Platform
The rail sleeves of both detachable or permanently installed Media Platforms are the perfect spot to bring together your full-color logo, mascot, school name and spirit message to top off your bleachers with a message visible from anywhere in your gym.

THE TOTAL PACKAGE (cont.)



Portable Chair Storage Carts
Put an end to haphazard sideline chair storage with our specially engineered Clarin® chair storage carts. Make set-up and break down a breeze by using stacking, hanging, flat or studio carts to keep your chairs organized and all in one place.

Backrests and Seat Spacers
Contrasting color CourtSide™ CB contoured bleacher backrests deliver truly comfortable bleacher seating and turn up the spirit. They can be incorporated anywhere on your bleachers, with or without seat spacers.



Safety End Closure Curtain
MAXAM® bleacher end curtains boost gym security while displaying your school pride. Vibrant full-color customization can run all the way off the edges in large full-bleed designs to wow people with your spirit as soon as they walk in the door.

Auto-Rotating Center Aisle Rails
This Patented rail is permanently mounted to the bleacher, and automatically rotates to the proper open or closed position as you operate the bleacher with the push of a button. No tools, no labor, no more missing or improperly positioned rails.

United States Patent 10,053,881
Auto-rotating aisle rail systems and methods



Colored Rails
Your bleacher aisle, end, front and rear rails carry on your school's color scheme in one or more colors. Choose from a variety of standard color options or custom color matching to bring out school pride with a punch of color.

XTREMELOGOS™



FLEX-ROW™

Flex-Row is the crowning achievement of MAXAM®. It paves the way for your facility to easily accommodate the most challenging team sport and public access seating requirements. Create an endless variety of configurations to accommodate constantly changing needs like team seating, wheelchair access and scorer's tables.

Over time, seating codes, standards and regulations change. Why not give telescopic users the maximum flexibility to respond? Flex-Row™ is the answer, a bold stroke in quick utility.

In its unused position, Flex-Row maintains a standard telescopic bleacher appearance. In only minutes, you can easily re-configure your first bleacher row into any number of lock-in layouts to provide a variety of ADA solutions instead of just one. From a single wheelchair with a seated companion all the way up to a group of several wheelchairs, Flex-Row can handle them all.



MAXAM® Telescopic Gym Bleacher w/ CourtSide Seats
University of New England • Biddeford, ME
Sasaki Associates, Inc.



Standard open bleacher arrangement



Open bleachers using Flex-Row to create ADA seating and scorer's table areas



Closed bleachers using Flex-Row for practice team seating

Easy-access activator, no remote or operation pendant required

Flex-Row also can open up bleacher cut-outs to provide a space for portable team sideline seating and scorer's tables. No matter what the use, Flex-Row features fully enclosed skirting to provide an added measure of safety for fans and students while keeping debris out from under the bleachers. Your Flex-Row can even include backrests to create VIP sideline seating that is fully retractable, or to provide integral visiting team seating.

Flex-Row keeps delivering benefits after the game too. When the entire bank of bleachers is closed, Flex-Row can be pulled out to provide the day-to-day gymnasium seating demanded by coaches, teams and P.E. classes. In these situations, Flex-Row naturally limits student climbing behaviors by providing a convenient place to sit and put book bags.

No matter what the use, you do not need keys, special tools, power, remotes or pendants to operate Flex-Row. The concealed mechanism is easy to operate with just a pull of a lever by your facility staff, coaches or even your faculty.

BLEACHER SEATING SOLUTION

Hussey's telescopic bleachers can be topped with a variety of different seating solutions. Choices range from classic wood benches to individual polymer seat modules, backrests, seat spacers and even cup holder options. With all of the seating and row spacing options available for MAXAM®, you can leave cookie-cutter bleachers behind and get the perfect bleacher system to match your facility's specific needs.



CourtSide CB Contoured Backrests

United States Patent 8,528,971
Seating spacers for seating systems

A New Dimension of Comfort

Comfortable bleachers are no longer a dream, courtesy of Hussey's CourtSide™ modular gym seat line. Seat modules, contour backrests and patent seat spacers are just the ticket for seating spectators in truly comfortable bleacher seats – a welcome surprise for your fans.

CourtSide is completely modular, and using any piece of the CourtSide line will deliver an enhanced level of comfort to your bleacher seats. You can use all three types of modules throughout your gym, or mix and match to create different levels of seating within the same bleacher bank. Easily create a first row of integrated team seating, or build a section of reserved VIP seating for season ticket sales to your boosters.

Hussey's Courtside modular gym seat line includes two sizes of contoured seat modules, CourtSide CB contoured backrests, and CourtSide XT Seat Spacers, either with or without cup holders.

CourtSide CB backrests are ergonomically designed for maximum comfort. While cheering on the team, spectators can lean back and enjoy ideal low- and mid-back support. CB backrests are also designed for maximum fan safety and easy bleacher cleaning. One person can raise or lower up to seven interconnected backrests at a time, which minimizes labor and operational costs.

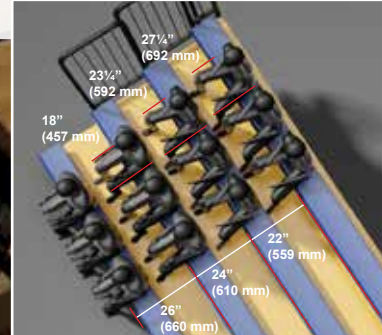
Courtside XT seat spacers increase personal space by nearly 25%. This truly comfortable individual seat space better accommodates larger people who appreciate extra elbow room. Cup holder versions are available so you can maximize fan comfort and convenience.

Like all Hussey products, our CourtSide comfort features are engineered for quality and ease of use.

MAXAM Telescopic Gym Bleacher with CourtSide™ Seats and Backrests
University of Findlay • Findlay, OH
Farnham Equipment Company

ROW SPACING

MAXAM® offers three different row spacing choices depending on capacity expectations. Standard dimensions are 22" (559 mm), 24" (610 mm), and 26" (660 mm). For larger gymnasiums or collegiate facility dimensions, MAXAM+™ allows for 30" (762 mm), 32" (813 mm), 33" (838 mm) or 34" (864mm) row spacing. As the row spacing increases, the required actual seat width decreases, influencing true seating capacity.



MAXAM® Telescopic Gym Bleacher with CourtSide Seats
Baker High School • Baker City, OR
Nor-Pac Seating

Seating Options



CourtSide™ XCS12
The world's only ergonomically designed gym seat module, the CourtSide XCS12 provides an individualized compound contoured seat that incorporates modern styling, dual texturing and waterfall edges. 12" (305 mm) wide and manufactured from 100% recyclable materials, the CourtSide is the perfect blend of ergonomic comfort, modern design, performance and value.

CourtSide XC10
CourtSide XC10 incorporates a unique fore to aft contoured seat and a gradual "waterfall" curve on the forward edge that reduces pressure to the sensitive region of the thighs regardless of the leg position. 10" (254 mm) wide. 100% recyclable.

Classic Wood
All our wood boards are finger-jointed Southern Pine Grade "B&B", the finest available. Each is triple sanded and finished with two separately UV cured coats of urethane.

Seating Customization



Fold-Down Bleacher Chairs
Do you need fold-down chairs on your telescopic seating? Look no further than our MAXAM+™ telescopic platforms with 30" to 34" (762 mm - 864 mm) row spacing. Our comfortable and stylish Metro™ chairs are available on just a few rows or your entire MAXAM+ system. Metro and Premia™ chairs are available in upholstered or all-polymer versions, and the Gallery 3™ is available in upholstered. All chairs fold and store in the unit when closed.

Standard Colors
The CourtSide™ XC10 and XCS12 are available in 15 standard colors. For accent lines, attention-grabbing signature logos or sticking with a solid color theme, CourtSide is your ideal seat. Production polymer and powder coat colors can vary from printed samples shown, so Hussey makes sample chips available upon request. Custom color matches are also available.

Signature Logo Program
Your local Hussey dealer will work with your community or school to develop a logo design that makes everyone proud. With the MAXAM Signature Logo Program, it is easy to create the most colorful and spirited bleacher logo design.

WALL ATTACHED

Our most popular telescopic gym seating solution. Wall attached systems are supplied in 3 to 30 tier banks, are extremely adaptable, and efficiently recover floor space, allowing you to easily get the most out of your facility at all times.

MAXAM® Telescopic Gym Bleacher w/ XtremeLogo
Foothill High School • Santa Ana, CA
Herk Edwards

REVERSE-FOLD

Often utilized for balcony seating areas, reverse-fold systems retract from back to front to create additional space behind the unit. This space can be used for practice areas, batting cages, volleyball, gymnastics or any wide array of uses. Add back panels for a cleaner look, more versatility and improved safety.

MAXAM® Telescopic Gym Bleacher
Talawanda High School • Oxford, OH
Farnham Equipment Company



Wall Attached Closed



Pendant Control

Pendant controls allow the operator to see the entire bank as it opens and closes—an important safety precaution. The pendant control can be easily removed to prevent unauthorized use.




Wireless Remote Control


All of the built-in safety features of our standard pendant control, with the additional convenience and freedom of movement offered by wireless operation.



Reverse-Fold Closed



Reverse-Fold Open



Reverse-Fold Delayed Action

Further increase your usable space by up to 3' (914 mm) with MAXAM's delayed action feature. The entire closed bleacher stack moves forward on a linkage to recover additional floor space.

RECESSED

This system utilizes a pocket in the wall to house the bleacher when closed. The ends may or may not be exposed, and the bleacher is hidden from view typically under a balcony or mezzanine.

Recessed bleachers are outfitted with upper and lower tracking guides, removable end rails, and can accommodate custom transition steps to the balcony when required.

MAXAM+™ Telescopic Platform with Metro™ Chairs
 Reynoldsburg High School • Reynoldsburg, OH
 Farnham Equipment Company



Recessed Open

PORTABLE & FREESTANDING

Portable

These bleacher sections allow you to easily move and store bleachers where you want them. Create any number of custom seating layouts for different events. Units may be equipped with locking floor pintels for extra safety and security.

Freestanding

With a heftier rear column that's permanently secured to the floor, these bleachers provide design flexibility for buildings that can't support wall loading or where wall loading is marginal.

MAXAM® Telescopic Gym Bleacher
 Providence Career Technical Academy • Providence, RI
 Robert H. Lord Company

Traveling Units



A hybrid of recessed and portable banks, traveling units use integral power to drive the entire bank from one setup position to another. Set-up time is greatly reduced compared to individual portable sections.



United States Patent 9,326,611
 Portable bleacher with active descent
 and lift mechanism




One minute – one person. We engineered MAXAM 1™ Portable Bleachers to be operated by a single person. Just extend each of the traction arms, tip the unit, give it a gentle push to lock it down, and it is ready to go. Gas struts provide a controlled descent and lift assistance to ensure easy operation. No more waiting for a crew or scheduling extra labor – just keep saving labor time and cost for the entire life of your seats.



One answer – anywhere.

MAXAM 1™ Portable Bleachers fit in just about anywhere – schools, colleges, fitness clubs, retail & corporate training areas, recreation facilities, community centers, sports fields and playgrounds. Handling larger groups is easy – simply connect multiple units together. You can even use it outdoors temporarily in protected areas*. Get creative, and think outside the gym!




The one for every outdoor event.

MAXAM1XD is the weather fighting solution for your outdoor events. We took the flexibility and portability of the MAXAM1 and designed it to stand up to even the most enthusiastic fans of outdoor athletics events and concerts. The Perma-Cap® vinyl bleacher covers create a weather resistant seat that combats extreme heat and cold weather. Combined with the marine grade decking, you have a flexible seating solution for every fan in any environment.

UNDERSTRUCTURE

Performance, Flexibility and Safety



A. Posi-Lock™ LX

These automatic row locks prevent accidental closure when the system is in use. This patented, innovative, low-profile design minimizes the chance of accidental damage, ensuring consistent operation.

B. Nose & Riser Beam

These rolled form structural members provide continuous deck support, and are through-bolted to the frame and stabilizers. These designs deliver unparalleled strength, durability and rigidity.

C. Continuous Positive Interglide

This interlocking glide system is a rigid, one-piece formed design which tracks better and operates easier than systems with 1/2" (13 mm) row to row engagement. The 10" (254 mm) minimum interlock provides the industry's most rigid, stable design. Our wheels are 5" (127 mm), resulting in less rolling friction.

D. Captive Interlock & Adjustable Row Stops

The Captive Interlock System engages and aligns deck to deck. In addition, MAXAM® can be configured for three different row-spacing setups—adjustable on-site if required. MAXAM incorporates three stabilizer assemblies per section to provide improved tracking and stability.

E. Independently Locking Flex-Row™

Each Flex-Row is equipped with an independent self-locking mechanism to deliver maximum flexibility, performance and safety.

F. Full-Length Captured Decking

Decking is captive in the riser beam and rests on the nose, firmly secured by the seat bracket. This system provides a stiff, secure walking surface with no exposed hardware. MAXAM is the only telescopic gym seat that utilizes transverse decking, using decking materials in accordance with their industry span rating. Thoroughly load tested and independently verified, MAXAM's continuous full-length deck support system provides an enhanced level of performance, safety and stability.


G. Slant Frame Design

Load-tested and certified for 30 tier single stack sections up to 25' 6" (7772 mm), our slant frame design delivers improved cantilever strength and capacity. It also simplifies the installation process, reducing downtime for the facility. Critical support areas are all fastened with bolts, lock washers and hex nuts. Only MAXAM incorporates a steel to steel connection where the frame meets the wall, creating a stronger union and a safer gym seat.

H. Tension Bracing

Through bolted to the frame to provide additional stability. All bracing is coined to remove sharp edges, and all ends are rounded for safety.

Rail Options



New Auto-Rotating Center Aisle Rails
 Hussey's breakthrough center handrail design ensures your patrons will always find a secure hand hold while moving up or down the aisles – while dramatically reducing the labor of properly opening or closing your gym bleacher. This Patent pending rail is permanently mounted to the bleacher, and automatically rotates to the proper open or closed position as you operate the bleacher with the push of a button.



Colored Rails
 Carry your color scheme throughout the facility with one or more of our palette of standard colors to show your school spirit. Aisle rails, end rails and front or rear rails can all be customized to match your school colors. Ask your Hussey dealer for more information.



Center Aisle Hand Rails
 Safety rails include fixed, folding and removable options and feature a safe, fully closed design.



Fixed Front and Rear Rails
 An ideal solution for truncations, elevated front aisles, freestanding, portables and reverse fold systems. All rails maintain a consistent design appearance.

Other Options and Features



CourtSide Graphic Logo

Safety End-Closure Curtains
 Prevent unauthorized access to the underside of the bleacher, misuse that can result in injury, vandalism and potential liability risk. With Hussey Safety End-Closure Curtains, you can boost gym security while displaying your school pride. Built school-tough, they work beautifully and securely on new or existing bleachers. And Hussey offers the capability for full-bleed designs—including photographs. When paired with the CourtSide™ graphic logo, you can carry your school's identity throughout the gym.




Power Assist
 Portable power permits one person to open and close manual sections by moving the tractor from section to section. Operates on standard 115 volt 20 amp service.



Integral Power
 MAXAM®'s Powered Frame design applies force where needed—at the frames—and allows for better tracking over uneven floors. With four power options available, you buy only the power you need.



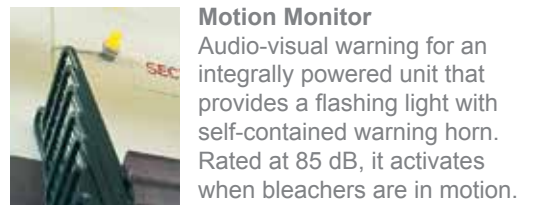
Elevated Front Aisle
 Elevated front aisles start at various heights and run the length of the first row of the bleacher. EFA's improve sight lines and are ideal installations for hockey rinks and more. All can be outfitted with front rails, end rails, front panels or access stairs. An ideal solution to facilitate egress and accommodate your individual building requirements. Access stairs can be added as an option.



Sure-Step
 The new hinged front aisle step ensures a step is always ready for patrons. Simply flip the step down for patron use (left) and flip it up (right) when closing and storing the bleacher. Equipped with free rolling wheels, you can also leave the step extended when opening and closing saving you even more time. Operational and patron safety is always our priority, and we know it's yours too.



Aisle Steps
 Intermediate steps at each vertical aisle are mounted to the deck providing code-compliant rises and tread depth. Steps are fitted with non-skid strips and offer rounded edges to enhance safety.





Motion Monitor
 Audio-visual warning for an integrally powered unit that provides a flashing light with self-contained warning horn. Rated at 85 dB, it activates when bleachers are in motion.


Limit Switch
 Limit switches ensure the motor stops once the bank is completely open or closed.

Media Platform

Perfect for videotaping, photography, radio broadcasting or team talent scouting, the Hussey Media Platform creates a workable space for covering all the action. Optional rail sleeves can be customized to promote school spirit or generate revenue.



Fold & Stow Center Aisle Hand Rail
 Requires no tool and stores on the deck in the bleacher's closed position. Rail rotates and snaps into place.



Self-Storing End Rails
 This stylish self-storing rail is designed to meet the most stringent codes for rail loading and sphere passage. Add 12" (305 mm) to bank length for each railed end.

Dimensional Data

* See Dimensional Notes below

MAXAM® Open Dimensions							MAXAM Closed	
Number of Rows	22" Spacing	558 mm Spacing	24" Spacing	609 mm Spacing	26" Spacing	660 mm Spacing		
2	3'-3"	991	3'-3"	991	3'-3"	991	3'-3"	991
3	5'-1"	1549	5'-3"	1600	5'-5"	1651	3'-4"	1016
4	6'-11"	2108	7'-3"	2210	7'-7"	2311	3'-4"	1016
5	8'-9"	2667	9'-3"	2819	9'-9"	2972	3'-5"	1041
6	10'-7"	3226	11'-3"	3429	11'-11"	3632	3'-5"	1041
7	12'-5"	3785	13'-3"	4039	14'-1"	4293	3'-5"	1041
8	14'-3"	4343	15'-3"	4648	16'-3"	4953	3'-6"	1067
9	16'-1"	4902	17'-3"	5258	18'-5"	5613	3'-6"	1067
10	17'-11"	546	19'-3"	5867	20'-7"	6274	3'-7"	1092
11	19'-9"	6020	21'-3"	6477	22'-9"	6934	3'-7"	1092
12	21'-7"	6579	23'-3"	7087	24'-11"	7595	3'-7"	1092
13	23'-5"	7137	25'-3"	1696	27'-1"	8255	3'-8"	1118
14	25'-3"	7696	27'-3"	8306	29'-3"	8915	3'-8"	1118
15	27'-1"	8255	29'-3"	8915	31'-5"	9576	3'-9"	1143
16	28'-11"	8814	31'-3"	9525	33'-7"	10236	3'-9"	1143
17	30'-9"	9373	33'-3"	10135	35'-9"	10897	3'-9"	1143
18	32'-7"	9931	35'-3"	10744	37'-11"	11557	3'-10"	1168
19	34'-5"	10490	37'-3"	11354	40'-1"	12217	3'-10"	1168
20	36'-3"	11049	39'-3"	11963	42'-3"	12878	3'-11"	1194
21	38'-1"	11608	41'-3"	12573	44'-5"	13538	3'-11"	1194
22	39'-11"	12167	43'-3"	13183	46'-7"	14199	3'-11"	1194
23	41'-9"	12725	45'-3"	13792	48'-9"	14859	4'-0"	1219
24	43'-7"	13284	47'-3"	14402	50'-11"	15519	4'-0"	1219
25	45'-5"	13843	49'-3"	15011	53'-1"	16180	4'-1"	1245
26	47'-3"	14402	51'-3"	15621	55'-3"	16840	4'-1"	1245
27	49'-1"	14961	53'-3"	16231	57'-5"	17501	4'-1"	1245
28	50'-11"	15519	55'-3"	16840	59'-7"	18161	6'-4"	1930
29	52'-9"	16078	57'-3"	17450	61'-9"	18821	6'-4"	1930
30	54'-7"	16637	59'-3"	18059	63'-11"	19482	6'-5"	1956

* See Dimensional Notes below

MAXAM+™ Open Dimensions										MAXAM+ Closed		
Number of Rows	30" Spacing	762 mm Spacing	32" Spacing	838 mm Spacing	33" Spacing	838 mm Spacing	34" Spacing	864 mm Spacing				
2	3'-10"	1168	3'-10"	1168	3'-10"	1168	3'-10"	1168	3'-10"	1168	3'-10"	1168
3	6'-4"	1930	6'-6"	1981	6'-7"	2007	6'-8"	2032	6'-8"	2032	3'-11"	1207
4	8'-10"	2692	9'-2"	2794	9'-4"	2845	9'-6"	2896	9'-6"	2896	3'-11"	1207
5	11'-4"	3454	11'-10"	3607	12'-1"	3683	12'-4"	3759	12'-4"	3759	4'-0"	1219
6	13'-10"	4216	14'-6"	4420	14'-10"	4521	15'-2"	4623	15'-2"	4623	4'-0"	1219
7	16'-4"	4978	17'-2"	5232	17'-7"	5359	18'-0"	5486	18'-0"	5486	4'-0"	1219
8	18'-10"	5740	19'-10"	6045	20'-4"	6197	20'-10"	6350	20'-10"	6350	4'-1"	1245
9	21'-4"	6502	22'-6"	6858	23'-1"	7036	23'-8"	7214	23'-8"	7214	4'-1"	1245
10	23'-10"	7264	25'-2"	7671	25'-10"	7874	26'-6"	8077	26'-6"	8077	4'-2"	1270
11	26'-4"	8026	27'-10"	8484	28'-7"	8712	29'-4"	8941	29'-4"	8941	4'-2"	1270
12	28'-10"	8788	30'-6"	9296	31'-4"	9550	32'-2"	9804	32'-2"	9804	4'-2"	1270
13	31'-4"	9550	33'-2"	10109	34'-1"	10389	35'-0"	10668	35'-0"	10668	4'-3"	1295
14	33'-10"	10312	35'-10"	10922	36'-10"	11227	37'-10"	11532	37'-10"	11532	4'-3"	1295
15	36'-4"	11074	38'-6"	11735	39'-7"	12065	40'-8"	12395	40'-8"	12395	4'-4"	1321
16	38'-10"	11836	41'-2"	12548	42'-4"	12903	43'-6"	13259	43'-6"	13259	4'-4"	1321
17	41'-4"	12598	43'-10"	13360	45'-1"	13741	46'-4"	14122	46'-4"	14122	4'-4"	1321
18	43'-10"	13360	46'-6"	14173	47'-10"	14580	49'-2"	14986	49'-2"	14986	4'-5"	1346
19	46'-4"	14122	49'-2"	14986	50'-7"	15418	52'-0"	15850	52'-0"	15850	4'-5"	1346
20	48'-10"	14884	51'-10"	15799	53'-4"	16256	54'-10"	16713	54'-10"	16713	4'-6"	1372
21	51'-4"	15646	54'-6"	16612	56'-1"	17094	57'-8"	17577	57'-8"	17577	4'-6"	1372
22	53'-10"	16408	57'-2"	17424	58'-10"	17932	60'-6"	18440	60'-6"	18440	4'-6"	1372
23	56'-4"	17170	59'-10"	18237	61'-7"	18771	63'-4"	19304	63'-4"	19304	4'-7"	1397
24	58'-10"	17932	62'-6"	19050	64'-4"	19609	66'-2"	20168	66'-2"	20168	4'-7"	1397
25	61'-4"	18694	65'-2"	19863	67'-1"	20447	69'-0"	21031	69'-0"	21031	4'-8"	1422
26	63'-10"	19456	67'-10"	20676	69'-10"	21285	71'-10"	21895	71'-10"	21895	4'-8"	1422
27	66'-4"	20218	70'-6"	21488	72'-7"	22123	74'-8"	22758	74'-8"	22758	4'-8"	1422
28	68'-10"	20980	73'-2"	22301	75'-4"	22962	77'-6"	23622	77'-6"	23622	6'-11"	2108
29	71'-4"	21742	75'-10"	23114	78'-1"	23800	80'-4"	24486	80'-4"	24486	6'-11"	2108
30	73'-10"	22504	78'-6"	23927	80'-10"	24638	83'-2"	25349	83'-2"	25349	7'-0"	2134



Restored Hussey Plow Co. Model No. 25, ca 1895
Main Campus • North Berwick, ME
Photo by Ron Bilodeau

* See Dimensional Notes

MAXAM and MAXAM+ Overall Seat Height						
Number of Rows	9 5/8" Rise	244 mm Rise	11 5/8" Rise	295 mm Rise	16" Rise	406 mm Rise
2	2'-2 5/8"	676	2'-4 5/8"	727	2'-9"	838
3	3'-0 1/4"	921	3'-4 1/4"	1022	4'-1"	1245
4	3'-9 7/8"	1222	4'-3 7/8"	1318	5'-5"	1651
5	4'-7 1/2"	2121	5'-3 1/2"	1613	6'-9"	2057
6	5'-5 1/8"	1654	6'-3 1/8"	1908	8'-1"	2464
7	6'-2 3/4"	1899	7'-2 3/4"	2203	9'-5"	2870
8	7'-0 1/8"	2143	8'-2 1/8"	2499	10'-9"	3277
9	7'-10"	2388	9'-2"	2794	12'-1"	3683
10	8'-7 7/8"	2632	10'-1 7/8"	3089	13'-5"	4089
11	9'-5 1/4"	2877	11'-1 1/4"	3385	14'-9"	4496
12	10'-2 1/8"	3121	12'-0 1/8"	3680	16'-1"	4902
13	11'-0 1/2"	3366	13'-0 1/2"	3975	17'-5"	5309
14	11'-10 1/8"	3610	14'-0 1/8"	4270	18'-9"	5715
15	12'-7 3/4"	3854	14'-11 3/4"	4566	20'-1"	6121
16	13'-5 5/8"	4099	15'-11 5/8"	4861	21'-5"	6528
17	14'-3"	4343	16'-11"	5156	22'-9"	6934
18	15'-0 5/8"	4588	17'-10 5/8"	5451	24'-1"	7341
19	15'-10 1/4"	4832	18'-10 1/4"	5747		
20	16'-7 7/8"	5077	19'-9 7/8"	6042		
21	17'-5 1/2"	5321	20'-9 1/2"	6337		
22	18'-3 1/8"	5566	21'-9 1/8"	6633		
23	19'-0 3/4"	5810	22'-8 3/4"	6928		
24	19'-10 7/8"	6055	23'-8 7/8"	7223		
25	20'-8"	6299	24'-8"	7518		
26	21'-5 5/8"	6544				
27	22'-3 1/4"	6788				
28	23'-0 7/8"	7033				
29	23'-10 1/2"	7277				
30	24'-8 1/8"	7522				

*** DIMENSIONAL NOTES:**

- The Open Dimension of bleacher is increased by the depth of front steps when required to access the aisles on front-loaded seating systems.
 - MAXAM Add: 11 3/4" (298mm) to Open Dimension w/ CourtSide Seats
 - MAXAM+ Add: 1'-3 3/4" (400mm) to Open Dimension w/ CourtSide Seats
 - MAXAM+ Add: 1'-4 1/2" (419mm) to Open Dimension w/ Chairs
- Open and Closed Dimensions are for wall attached application.
 - For Portable Application Add: 2 1/4" (57mm) to Open and Closed Dimensions
 - For Free Standing Application Add: 2 1/4" (57mm) to Open and Closed Dimensions
 - For Reverse Fold Application Add: 2 1/4" (57mm) to Open Dimension
 - For Reverse Fold Application Add: 2 1/4" (57mm) + Row Spacing to Closed Dimension
 - For Recessed Application Add: 6" (157mm) to Closed Dimension for Minimum Recess Depth
- The Open Dimension of bleacher is increased by the depth of front steps when required to access the aisles on front-loaded seating systems.
 - MAXAM Add: 13" (330mm) to Open Dimension
 - MAXAM+ Add: 1'- 4 1/2" (419mm) to Open Dimension
- For Recessed Applications Add: 2 1/4" (64mm) to seat height for minimum recess height.
- The chart above identifies Maximum number of rows for wall attached section lengths 16'-6" (5029mm) or greater.
- SPECIAL NOTE:** For complete dimensional charts referring to smaller sections and other applications including product limitations please reference FASTFACTS or ask your local dealer for details.

Sustainability

At Hussey Seating, respecting the landscape we live in—and the hard work and well-being of the people we work with—has always been in our DNA and part of our heritage. Our commitment to environmentally friendly business practices has taken many forms over the years as standards and technology have changed.



In the 1970s, when the rest of the nation began to become more environmentally aware, we had already laid walking trails and planted a tree farm on our beautiful Maine campus. Today, going green means developing environmentally friendly paints and finishes, sourcing sustainable woods and metals, going beyond local and national regulations in clean manufacturing and waste disposal, and making deliveries on time while reducing our carbon footprint. We reduced our air emissions by 90% while tripling our seating business, so we know green business is good business.

Hussey seating solutions come in a wide range of colors—but every day our seats get greener. If you'd like to learn more about our sustainability efforts, please visit our website at www.husseyseating.com/sustainability

Resources

For all of MAXAM's accessories, surface materials, fast facts, environmental data sheets and more go to HusseySeating.com.

News & Updates

Web: HusseySeating.com
Facebook: facebook.com/HusseySeating
Twitter: twitter.com/husseyseating
YouTube: youtube.com/user/hscpublic
LinkedIn: linkedin.com/company/hussey-seating-company

Warranty

Our factory-backed warranty is the best in the industry.

- Telescopic Warranty 10 years:**
Structural Component parts of Understructure
- 5 years:**
Decking Systems including aisle steps and rails
Seating Collections
Electrical: Aisle Lights & Power Systems
Portable & Integral Dolly Systems
End Closure Curtains
Surface Material Finishes: Polymer & Powder Coat
Surface Material Finishes: Wood Veneer

Expert Support

- It's standard equipment on every Hussey product.
- Safety Inspections
 - Service Contracts
 - Accessories
 - Custom Fabrication
 - Factory-Certified Parts
 - Renovation & Repair

Toll-Free (USA) 1.800.353.3308





Hussey Seating Company™

A 6th generation family-owned company founded in 1835, Hussey Seating Company is a world leader in developing and manufacturing seating solutions for the sports and entertainment, education, performing arts and worship markets. Hussey's high-quality range of seating includes fixed polymer and upholstered chairs, telescopic platforms, telescopic gym seating, and portable folding chairs.

Your partner for seating solutions.



husseyseating™

YOUR PARTNER FOR SEATING SOLUTIONS

38 Dyer Street Extension
North Berwick, Maine 03906 USA
Toll Free (USA) 1.800.341.0401
Tel: +1.207.676.2271
Fax: +1.207.676.2222
info@husseyseating.com
www.husseyseating.com

Regional Offices:

Europe
Hussey Seatway
www.husseyseatway.com

Asia-Pacific & Middle East
Hussey Asia-Pacific
www.husseyasiapacific.com

